

D R A M A

William Shakespeare

Romeo and Juliet



free Audiobook



William Shakespeare


Romeo and Juliet

Adaptation by Victoria Heward

Activities by Victoria Heward and Robert Hill

Illustrated by Fabio Visintin





Editors: Robert Hill, Claudia Fiocco
Design and Art Direction: Nadia Maestri
Computer graphics: Simona Corniola, Carla Devoto

© 2002 Black Cat

Revised edition
© 2007 Black Cat

Picture Credits:


Cideb Archives; © Archivo Iconografico S.A. / CORBIS: 66; FOX FILMS /Album: 80; 20TH CENTURY FOX / ALBUM: 90; The British Museum London: 121.

All rights reserved.

No part of this book may be reproduced, stored in a retrieval system, or transmitted, in any form or by any means, electronic, mechanical, photocopying, recording or otherwise, without the written permission of the publisher.

We would be happy to receive your comments and suggestions, and give you any other information concerning our material.

info@blackcat-cideb.com
blackcat-cideb.com



Printed in Italy by Litoprint, Genoa

Contents

<i>Romeo and Juliet</i> and Shakespeare	5
Introduction to Drama and Cast List	6



ACTS

ACT I.i	11
ACT I.ii	22
ACT I.iii	25
ACT I.iv	30
ACT II.i	43
ACT II.ii	48
ACT II.iii	51
ACT II.iv	57
ACT II.v	62
ACT III.i	67
ACT III.ii	74



ACT III.iii	76
ACT III.iv	82
ACT III.v	83
ACT IV.i	91
ACT IV.ii	98
ACT IV.iii	99
ACT IV.iv	100
ACT V.i	103
ACT V.ii	105
ACT V.iii	107

Dossiers	The Renaissance Man	65
	<i>Romeo and Juliet</i> on Film	90
	Saint Francis and the Franciscan Friars	95
	Shakespeare's Theatre	121



INTERNET PROJECT	124
-------------------------	-----

ACTIVITIES	29, 39, 61, 64, 75, 87, 102, 120
-------------------	----------------------------------


PERFORMING ACTIVITIES

The Company	8
Acting	10, 55, 80
Putting on the Show	19, 40, 46, 72, 97, 122
Costumes	45

GLOSSARY OF DRAMATIC TERMS	127
-----------------------------------	-----


GLOSSARY	128
-----------------	-----

Playscript	129
-------------------	-----



[] Stage directions
(not recorded).

Speak. Shakespeare's original words or words very similar to those he used.

n. track  These symbols indicate the beginning and end of the passages linked to the listening activities.
end

Romeo and Juliet



track 01

In Verona there are two families who hate each other: the Capulet family and the Montague family. Their fathers hated each other and their grandfathers hated each other. Nobody can remember why. When Juliet Capulet and Romeo Montague meet and fall in love the result is violence and death.

Shakespeare 1564-1616



track 02

Shakespeare was born and died on 23rd April in Stratford-upon-Avon. He got married when he was eighteen and had three children. When he was twenty-two he went to London to work as an actor. He published his first play when he was thirty and became England's most famous writer. He wrote and acted for Queen Elizabeth I and King James I. Shakespeare wrote *Romeo and Juliet* around 1595. He didn't invent the story but he wrote the most popular version. Many stories from Shakespeare originally come from Italy. Now, after four hundred years, people still love to go to the theatre to see his plays.



Introduction to Drama



In this book you will read the story of Romeo and Juliet, two of Shakespeare's most famous lovers. *Romeo and Juliet* is not only a story, but a **play** to be acted in the theatre. When you read the **script** try to imagine real people speaking and moving. Think of their voices, their movements and their feelings.

There are lots of actors, some of them are very important and they must say a lot, but there are also parts for people who don't have a lot to say, like the servants.

Cast List

Here is the cast:



Lord Capulet



Lady Capulet



Juliet Capulet



Tybalt,
a Capulet



Lord Montague



Lady Montague



Romeo Montague



Benvolio,
a Montague



Prince Escalus,
Prince of Verona



Nurse, *Juliet's nurse*



Paris, *a young
nobleman of Verona*



Mercutio,
Romeo's friend



Friar Laurence



Friar John



Sampson,
Capulet's servant



Gregory,
Capulet's servant



Balthasar,
Romeo's servant



*2 Servants
of the
Montague
family*



Paris's servant



Musicians

PERFORMING ACTIVITIES


The Company

In the theatre there are a lot of different jobs to do.



PERFORMING ACTIVITIES

There are a lot of special theatrical words used in this book. When you see a word **in bold** go to the Glossary of Dramatic Terms on page 127 to find the meaning.



Acting

In this book there are a lot of ideas to help you become a great actor.

Here are some simple activities to help you start.

The first two involve only **miming**. The third involves miming and speaking.

Remember to try your best, forget about being shy and... **HAVE FUN!**

1 Miming an individual

In groups of three or four take turns miming these situations.

- 1 Think of an old lady or old man walking. Try to walk in the same way.
- 2 Now think of a child of five or six years old. Try to walk in the same way.
- 3 Now imagine an astronaut walking on the moon. Try to walk in the same way.

Watch the other groups in the class. Who was the most realistic? Why?

2 Miming a group

In groups of three or four try miming these 'walking' situations.

- 1 A VIP or film star is followed by journalists, cameras and fans.
- 2 Some teenage boys/girls are in the town centre looking at the shop windows and the teenage boys/girls!
- 3 A person has a broken leg and tries to walk. His/her friends help.
- 4 Some criminals are trying to move quietly around an old building. Some special agents are trying to follow them.

Watch the other groups in the class. Who was the most realistic? Why?

3 What happens next?

- 1 In your group choose one of the situations above and continue the story. Decide what happens next. This time you can mime and speak in English, but don't forget your movements, your face and your gestures.
- 2 Practise for 5 minutes together and then show the other people in your class.

Which story did you like best? Why?


Act I



Scene i – In a square in Verona

The Capulet family and the Montague family are great enemies. Two servants of the Capulet family are working when two servants of the Montague family arrive. They start fighting. More people from the two families arrive and the fighting is stopped by the Prince of Verona who is very angry.





[They start to fight. Benvolio arrives. He is one of the Montague family.]




[Benvolio separates them. Tybalt arrives. He is one of the Capulet family.]





[Lord and Lady Montague arrive.]





[Lord and Lady Capulet arrive.]



[Escalus, the Prince of Verona, arrives.]

Stop it.
Stop this fighting
now!

Everybody stop!
Put down your swords and
listen to me. I am very angry. This
fighting must stop. If the Capulet family
or the Montague family disturb the
peace again, you will pay with your
lives. Do you understand?



Capulet, come with me.
I want to talk to you. Montague,
come to my palace this afternoon.
Remember, I want no more fighting
between your two families.







Good morning, cousin. Why are you so sad?

I'm in love, Benvolio, but she doesn't love me.



She, who? Who do you love?


The beautiful Rosaline, cousin. I will always love her. I will never forget her.

Putting on the Show

Act I Scene i

1 Costumes

At the beginning it is difficult to remember the two different families. To help you, and to help the **audience**, choose two different colours and dress everyone from the same family in the same colour. Remember that the Prince is neutral and must have a different colour.




2 Backstage

This is the space behind the **stage** which the **audience** never sees.

The actors who are waiting to go on **stage** must stay very quiet behind the **wings**. This is important for two reasons. Firstly, they must listen to the other actors to know when it's the right moment to enter. Secondly, they must stay silent so the **audience** can hear all the words the actors are saying.

PERFORMING ACTIVITIES



3 Use all the stage

At the end of this scene there are a lot of people on the **stage**. It is important that the actors don't stand in front of other actors.

4 The auditorium

This is the place where the **audience** sits. It's important that everybody can see everything on the **stage**.

PERFORMING ACTIVITIES

5 Scenery

This scene is a square in Verona, but Scene iii is in Juliet's bedroom. Here is an idea to change the piazza into a bedroom.

On one side of some cardboard paint a window with a balcony.

On the other side paint a bed. Fix the window with small pieces of velcro® and change it when the scene changes.

